

BaByliss[®] **PRO**
PRECISION STYLIST TOOLS



**CORDLESS SUPER MOTOR
SKELETON TRIMMER**

BAB787U



CORDLESS SUPER MOTOR SKELETON TRIMMER

Heavy duty professional skeleton trimmer with extra wide Japanese steel t-blade with zero-gap function and high-torque brushless motor for precision detailing and outlining with outstanding performance.

FEATURES

- High power cord or cordless control
- Precision engineered Japanese steel blades
- Extra wide t-blade with zero gap function
- Lithium technology for sustained power performance
- 120 mins usage from a 3 hour charge
- High-torque brushless motor for long-lasting power and speed
- Absolutely balanced for superior handling
- Robust all metal housing design
- Charging and storage stand
- Includes oil and cleaning brush


SAFETY CAUTIONS

- Original instructions. Read these safety precautions carefully before using the unit! This appliance should only be used as described within this instruction booklet. Please retain for future reference.


IMPORTANT CHILD SAFETY

- **ALWAYS** keep out of the reach of very young children (during and after use).
- This appliance should not be used, cleaned or maintained by children.
- Always take extra care if used on children or near children.
- Do not use on very young children.

IMPORTANT SAFETY

- **UK Only:** Do not use this appliance in the bathroom. 
- **Outside the UK:** If using the appliance in a bathroom, unplug after use as the proximity of water can be dangerous even if the appliance is switched off. For additional protection the installation of a residual current device (RCD) with a rated residual operating current not exceeding 30mA is advisable in the electrical circuit supplying the bathroom. Ask your installer for advice.
- **WARNING!** Do not use this appliance near bathtubs, showers, basins or other vessels containing water.
- Do not immerse the appliance in water or other liquids.

Keep the appliance dry.

- The appliance's charging stand and/or adaptor must be kept away from sources of water so that they do not fall into the water.
- **CAUTION:** Keep the power cord and the appliance dry. For appliances with a removable power supply unit, remove the power cord before cleaning or using the appliance under running water.
- Always inspect the appliance before use for noticeable signs of damage. Do not use if damaged or if the appliance has been dropped. In the event of damage contact the Conair Customer Care Line (refer to 'UK After Sales Service' section for further information).
- Do not use the appliance if the charging adaptor or lead is damaged. In the event of damage, discontinue use immediately. If the charging adaptor or lead is damaged, it must be replaced by the manufacturer. Return the appliance to the Customer Care Centre (refer to 'UK After Sales Service' section for further information). No repair must be attempted by the consumer.
- Only use the attachments supplied with this appliance.
- **WARNING!** For the purposes of recharging the battery, only use the detachable charging supply unit provided with this appliance - CA80M. This symbol  indicates there is a detachable power supply for means of charging.
- Do not leave the appliance unattended when switched on.

- Do not leave the appliance plugged in for more than 24 hours.
- Unplug immediately if any problems occur during use.
- Do not place the appliance on any surface whilst in operation.
- Special care is required when using the appliance close to the ears, eyes and face.
- This appliance may be used by children aged from 8 and older and people with reduced physical, sensory or mental capabilities or lack of experience and knowledge if they have been given supervision or instruction on the safe use of the appliance and understand the hazards involved. Children must not play with the appliance.
- This product contains a lithium ion rechargeable battery that is not to be removed from the appliance for charging. The batteries in this appliance are non-replaceable. Batteries must be disposed of safely at the end of life. Please take to a recycling centre for safe disposal. If the battery leaks, avoid touching it and dispose of it at a recycling centre.

WEEE - END-OF-LIFE ELECTRICAL AND ELECTRONIC EQUIPMENTS

In everybody's interest and to actively participate in protecting the environment and human health:

- Do not discard your products with your unsorted household wastes.
- The WEEE (Waste electrical and electronic equipment) must be collected separately.
- Use the return and collection systems dedicated to the WEEE available in your area. In this way, some materials can be recycled, re-used or recovered.
- By ensuring this product is disposed of properly, you will help prevent potential negative consequences for the environment and human health due to possible content of hazardous substances.

For more detailed information about the disposal of this product, please contact your local household waste disposal service.

INSTRUCTIONS FOR USE

- **Charging the appliance** - Before using the appliance for the first time, charge the battery continuously for 3 hours. Maximum battery capacity will only be reached after 3 completed charging and discharging cycles.
- Plug the charging adapter into a suitable mains power socket and switch on. The red LED indicator light will flash when correctly connected to the mains power and will continuously flash until the battery has fully charged. When the battery is fully charged the LED indicator light will stop flashing but remain on.
NOTE: Always place the trimmer in the base with the 'I/O' switch in the OFF position.
- When the trimmer is running low on charge, the LED indicator light will flash, warning there is approximately 3 minutes of battery use remaining. A 3 hour charge will provide approximately 120 minutes use. A 30 minute quick charge will provide approximately 30 minutes use.
- If the charging light starts to flash rapidly (more than 4 flashes per second) then the appliance is faulty. If this happens then please stop charging and remove the adapter from the mains and contact the

Conair Customer Care Line. (See 'UK After Sales Service' section for further information).

- **Preserving the batteries** - In order to maintain the optimum capacity of the rechargeable batteries, the appliance should be recharged for 3 hours approximately every 3 months.
- **Using the trimmer on the mains** - ensure that the trimmer is switched off. Plug into a suitable mains socket. Wait for approximately a minute, and then switch on.

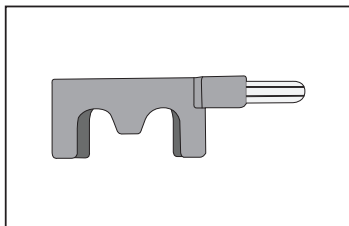
IMPORTANT: Do not use the trimmer in this mode for more than 20 minutes.

Zero Gap Replacement Tool

IMPORTANT! Only ever attempt to zero gap the blades using the adjustment tool provided, following the instructions very precisely.

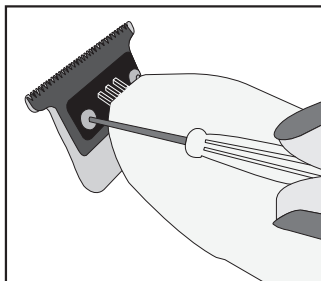
The adjustment tool is required to adjust the blades to zero gap, to achieve a closer, more precise cut.

Zero Gap Tool with Screwdriver



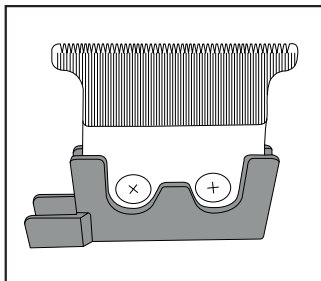
Step 1.

Before placing the adjustment tool on to the blade, use the screwdriver provided to loosen the tension screws, without removing them completely from the blade holder.



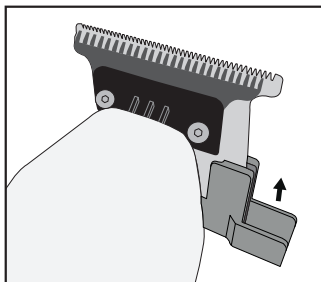
Step 2.

Place the zero gap tool on to the bottom of the blade.



Step 3.

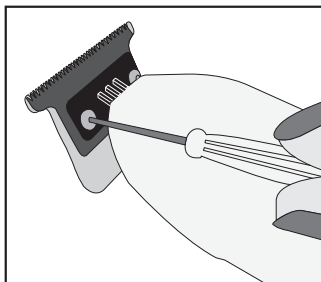
Push the zero gap tool up, so the moving blade sits closely with the top of the fixed blade.



IMPORTANT! Be sure the blades are aligned properly. The teeth of the smaller blade (cutter) should rest slightly below the upper edge of the larger blade.

Step 4.

Using the screwdriver, tighten the tension screws to hold the blade in place.



Step 5.

Remove the zero gap tool from the blade by pushing it gently down.

CLEANING AND MAINTENANCE

To maintain correct performance, the blades must be regularly cleaned and oiled.

- Brush away the hair from the blades using the cleaning brush provided.
- It is recommended to oil the blades every time that the trimmer is used, using the oil provided. Never use any other product: this oil was formulated for high speed trimmers, it does not evaporate or slow down the blades.

TECHNICAL DATA

Vibration and noise levels

Adaptor	CA80M
Vibrations	< 2,5 m/s ²
LpA (dB(A))	< 70

UK GUARANTEE

This BaByliss PRO appliance is guaranteed for professional use for 2 years and is only valid within the United Kingdom.

Exclusions

This guarantee will no longer be valid meaning that The Conair Group Ltd will not be liable to repair or replace your product where:

- 1.) The appliance has been used on a voltage supply other than that which is marked on the product, or advised within this instruction booklet.
- 2.) The appliance has been purchased from an unauthorised stockist*.
- 3.) Repairs or alterations have been attempted by unauthorised persons.
- 4.) The failure of the appliance is a direct result of misuse.
- 5.) The failure is a result of not following the instructions for use.

This guarantee does not cover any cosmetic damage due to misuse of the product nor any damage to persons or property that occurs because of product misuse.

*unauthorised stockists include, but are not limited to online auction sites, private sellers and those selling second hand goods, refurbished products etc.

Please contact the Conair Customer Care Line on 03705 133 191 (09:00 to 17:00 Monday to Friday) or e-mail ukinfo@conair.com for further information on authorised stockists.

It is important to retain your proof of purchase. We recommend attaching your receipt to this page.

Even where a refund may be applicable, no refund will be provided without a valid receipt or proof of purchase, we will only be able to offer a repair or replacement service. Please note this does

not apply if the product was purchased directly from The Conair Group Ltd.

Guarantees on replacement products run from the original purchase date or date of delivery, whichever is later, and **not** from the date of replacement.

This guarantee is an additional benefit and does not affect your statutory rights as a consumer.

If you have any queries regarding this guarantee please contact the Conair Customer Care Line on 03705 133 191 (09:00 to 17:00 Monday to Friday) or e-mail ukinfo@conair.com.

UK AFTER SALES SERVICE

For further advice on using the appliance or should you need to return your product, please contact the Conair Customer Care Line on 03705 133 191 (09:00 to 17:00 Monday to Friday) or e-mail your enquiry to ukinfo@conair.com.

Return address:


Customer Care Centre
Conair Logistics
Unit 4, Revolution Park
Buckshaw Avenue
Buckshaw Village
Chorley
PR7 7DW

Please enclose your returns number, name and address details, together with a copy of proof of purchase and details of the fault.

Please note this Instruction Booklet is not the guarantee.

SAFE DISPOSAL



The  symbol on the product or on its packaging indicates that this product may not be treated as household waste. Instead it should be handed to an appropriate collection point for the recycling of Electrical and Electronic Equipment (WEEE) and the waste of batteries. By ensuring this product is disposed of correctly, you will help prevent potential negative consequences for the environment and human health, which could otherwise be caused by inappropriate waste handling of this product. For more detailed information about the recycling of this product, please contact your local council office or your household waste disposal service.



UKCA DECLARATION OF CONFORMITY

In accordance with UK Government guidance

We, the undersigned, take full responsibility for the product's compliance.

Type of product	: Trimmer
Type number	: T169b
Trademark	: BaByliss PRO / Conair / CPL
With following characteristics	: 100-240V~, 50-60Hz, 4.5VDC, 1.0A, 4.5W
Country of origin	: China
Manufacturer name	: Conair UK
Address	: PR7 7DW

The object of the declaration described above is in conformity with the relevant UK Statutory Instruments (and their amendments):

2016 No. 1101	Electrical Equipment (Safety) Regulations 2016
2016 No. 1091	Electromagnetic Compatibility Regulations 2016
2012 No. 3032	Restriction of the use of certain Hazardous Substances in Electrical and Electronic Equipment Regulations 2012
2019 No. 539	Ecodesign for energy-related products and energy information (Amendment) (EU Exit) Regulations 2019
2008 No. 1597	Supply of Machinery (Safety) Regulations 2008

References to the relevant designated standards used or references to the other technical specifications in relation to which conformity is declared:

LVD	BS EN 60335-1	2012	A2: 2019
	BS EN 60335-2-8	2015	A1: 2016
(including EMF)	BS EN 62233	2008	
Ecodesign	BS EN 50563	2011	A1: 2013
EMC	BS EN 55014-1	2017	
	BS EN 55014-2	2015	
	BS EN 61000-3-2	2014	
	BS EN 61000-3-3	2013	A1: 2019

The technical documentation is available from:

Name: The Conair Group Ltd,

Address: Unit 4, Revolution Park, Buckshaw Avenue, Buckshaw Village, Chorley, PR7 7DW

Signed by and on behalf of:

BABYLISS FACO S.R.L. (authorised by BABYLISS S.A.R.L. and The Conair Group Ltd)

Avenue de l'Indépendance 25, B-4020 Wandre, Belgium



BaByliss®

EU DECLARATION OF CONFORMITY DECLARATION UE DE CONFORMITÉ

This declaration of conformity is issued under the sole responsibility of the manufacturer
La présente déclaration de conformité est établie sous la seule responsabilité du fabricant soussigné

Type of product / <i>Type de produit</i>	: Trimmer / <i>Tondeuse</i>
Type number / <i>Numéro de type</i>	: T169b
Trademark / <i>Marque</i>	: BaByliss PRO / Conair / CPL
With following characteristics <i>Avec les caractéristiques suivantes</i>	: 100-240V~, 50-60Hz, 4.5VDC, 1.0A, 4.5W
Country of origin / <i>Pays d'origine</i>	: China

The object of the declaration described above is in conformity with the relevant Union harmonisation legislation:

L'objet de la déclaration décrit ci-dessus est conforme à la législation d'harmonisation de l'Union applicable:

2014/35/UE	Low Voltage Directive / <i>Directive basse tension</i>
2014/30/UE	ElectroMagnetic Compatibility Directive / <i>Directive concernant la compatibilité électromagnétique</i>
2011/65/UE	RoHS Directive and its amendments including (EU) 2015/863 / <i>Directive RoHS et ses amendements dont (UE) 2015/863</i>
2009/125/CE	Ecodesign Directives implemented by the Commission Regulations (EC) No. 1275/2008 amended by (EU) No. 801/2013 and (EC) No. 2019/1782 (where applicable) / <i>Directive relative à l'écoconception mise en œuvre par les règlements de la Commission (CE) No. 1275/2008 modifiée par (UE) No. 801/2013 et (CE) No. 2019/1782 (le cas échéant)</i>
2006/42/EC	Machinery Directive / <i>Directive Machine</i>

In accordance with the following standards: *En accord avec les normes suivantes:*

LVD	EN 60335-1	2012	A11: 2014; AC: 2014; A13: 2017; A1: 2019; A2: 2019; A14: 2019
(including EMF / <i>y compris EMF</i>)	EN 60335-2-8	2015	A1: 2016
	EN 62233	2008	
Ecodesign	EN 50563	2011	A1: 2013
EMC	EN 55014-1	2017	
	EN 55014-2	2015	
	EN 61000-3-2	2014	
	EN 61000-3-3	2013	A1: 2019

CE mark first affixed / *Date de 1^{ère} apposition du marquage CE:* 01/2020

Signed by and on behalf of / *Signé par et au nom de:*
BABYLISS FACO S.R.L. (authorised by / *autorisé par* BABYLISS S.A.R.L. and / *et* The Conair Group Ltd)
Avenue de l'Indépendance 25
B-4020 Wandre, Belgium



