

BaByliss PRO
STYLIST TOOLS

TITANIUM
EXPRESSION



— NANO TITANIUM™ PRIMA3100™ SLIM —

TITANIUM EXPRESSION

BaByliss PRO has been at the forefront of hair styling innovation and inspiration for over 50 years. We produce innovative, professional products engineered with demanding session and salon performance in mind.

With our Titanium Expression range, you can create any look from session to salon. Our stylers feature Titanium Ceratherm™ technology; a combination of premium titanium with a fast-action ceramic heating system to give consistent, even heat that you can rely on for a perfect finish.

TITANIUM
CERATHERM
SYSTEM

Premium nano titanium with a fast-action ceramic heating system delivering constant, regulated temperature and instant heat transfer for fast, long-lasting results.



SAFETY CAUTIONS

- This appliance should only be used as described within this instruction booklet. Please retain for reference.

IMPORTANT CHILD SAFETY

WARNING! Polythene bags over product or package may be dangerous. To avoid danger of suffocation, keep this wrapper away from babies and children. This bag is not a toy.

WARNING! THIS APPLIANCE GETS HOT!

- **ALWAYS** keep out of reach of children (during and after use and whilst cooling).
- This appliance should not be used, cleaned or maintained by children.
- Always take extra care if used on children or near children.
- Do not use on very young children.

IMPORTANT SAFETY



- Do not use this appliance in the bathroom.
- **WARNING!** Do not use this appliance near water contained in basins, bathtubs or other vessels.
- Do not immerse the appliance in water or other liquids.
- Always inspect the appliance before use for noticeable signs of damage. Do not use if damaged, or if the appliance has been dropped. In the event of damage, discontinue use immediately and contact the Conair Customer Care Line (refer to 'UK After Sales Service' section for further information).
- Do not use the appliance if the lead is damaged. In the event of lead damage, discontinue use immediately. If the lead is damaged it must be replaced by the manufacturer. Return the

appliance to the Conair Service Centre (refer to 'UK After Sales Service' section for further information). No repair must be attempted by the consumer.

- Do not leave the appliance unattended when switched on or plugged in.
- During use do not place the appliance on any heat sensitive surface, even when using the heat mat provided.
- Take care to avoid the hot surface of the appliance coming into direct contact with the skin, in particular the eyes, ears, face and neck.
- In the event of the appliance left switched on, the appliance will automatically shut off after 72 minutes. If you wish to continue using the appliance after this time, simply press the 'On/Off' button to turn the power on.
- This appliance should not be used by adults whose reduced physical, sensory or mental capabilities, or whose lack of experience and knowledge, might cause a hazard, unless they have been correctly instructed to understand the safe use and hazards involved and are adequately supervised.
- After use, do not coil the lead around the appliance as this may cause damage. Instead, coil loosely by the side of the appliance and allow appliance to cool before storing away.
- This product complies fully with all appropriate EU and UK Legislation and the Standards relevant to this type and class of appliance. We are an ISO9001:2015 certified company that continually evaluates our Quality Management System performance. If you have any queries regarding product safety and compliance, please contact the Conair Customer Care Line. (Refer to 'UK After Sales Service' section for further information).

NANO TITANIUM™ PRIMA3100™ SLIM

The Nano Titanium™ Prima3100™ Slim with advanced build quality and heating control has been designed to deliver ultimate straightening, curling and styling performance, guaranteeing an exceptional lasting finish on any hair type.

FEATURES

- Strong, lightweight steel casing keeps plates perfectly aligned for absolute styling control over the hair
- High gloss titanium floating plates for perfect glide and smooth style creation
- Ultra-advanced ceramic heaters deliver ultra-fast heat up for constant, precisely regulated even heat for consistent styling
- Heat is instantly transferred into the hair for faster, longer-lasting results with a flawless finish on all hair types
- Curved housing design gently heats up for ultimate curls and waves
- 5 temperature settings from 150°C-230°C
- Ionic technology produces a stream of active conditioning ions for enhanced smoothness and shine
- Lockable plates
- 2.7m swivel cord
- Heat mat
- Heat protection glove

HEAT SETTINGS

There are 5 temperature settings to select from (150°C-230°C) for enhanced heat protection on all hair types. If you have delicate, fine or coloured hair, use the lower heat settings. For thicker hair, use the higher heat settings. It is suggested to always complete a test on initial use to ensure the correct temperature is used on the hair type. Start on the lowest setting and increase the temperature until desired result is achieved.

Below is a guide of the temperature settings.

Hair Type Description	Very Fine, Fragile Hair	Regularly Coloured or Highlighted Hair	Normal Textured Hair	Naturally Curly or Wavy Hair	Thick or Coarse Hair
Recommended Temperature Setting	150°C	170°C	190°C	210°C	200-230°C

HOW TO USE YOUR NANO TITANIUM™ PRIMA3100™ SLIM

CAUTION! Do not place the appliance on any heat sensitive surface whilst in operation. Use the heat mat provided to protect the work surface whilst styling your hair.

- Press the on/off button to switch the styler on.

NOTE: Turning on the appliance will automatically activate the ionic technology. The release of the ions from the ports produces a slight buzzing noise.

- The styler will automatically heat up to 150°C.
- Use the temperature buttons (+/-) to select the preferred temperature.

NOTE: Always start with a lower temperature setting and increase gradually if required.

- After use, press and hold the on/off button for a couple of seconds to switch off and unplug the styler.
- Immediately wrap the appliance in the heat mat provided.
- Allow the styler to cool down before storing away.

WARNING! This appliance reaches up to 230°C, please take care to avoid the hot plates and housing coming in to direct contact with the skin, in particular the ears, eyes, face and neck.

STRAIGHTENING

- Ensure hair is dry and combed through.
- Divide hair into sections and place the section between the plates, close to the roots.
- Gently slide the plates down the length of hair. If you want to create some shape at the ends of the hair, slightly bend your wrist inwards or outwards as you reach the end of each section.
- Repeat as necessary through the remaining sections of your hair.
- Use the heat protection mat to place your styler on between each section to protect surfaces.
- Allow the hair to cool fully before combing through.
- After use, press and hold the on/off button to switch your styler off and unplug.
- Allow to cool completely before storing away. For extra protection, wrap the styler in the salon heat wrap.

CREATING CURLS

- Separate a section of hair. The smaller the section the more defined the curl. The larger the section the looser the curl or wave.
- Before styling make sure the heat protection glove is worn on the hand which is free to come in to contact with the styler.
- Take the hair section and place between the plates, roughly 3 inches from the roots. (See Fig. 1).
- Turn the styler 180° back on itself so that the hair is wrapped once around the outside of the styler. (See Fig. 2).
- Slowly glide the styler along the length of hair from root to tip in a downward motion. (See Fig. 3).
- Release the styler from the hair.
- To ensure the curl sits neatly in place, hold the end of the section you have curled and twist it in the direction of the curl. (See Fig. 4).

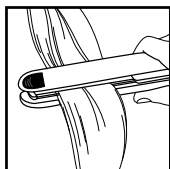


Fig.1



Fig.2

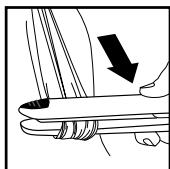


Fig.3



Fig.4

HEAT WRAP

The styler comes with a heat wrap for use during and after styling. During use do not place this appliance on any heat sensitive surface, even when using the wrap provided.

After use, switch off and unplug the appliance. Immediately wrap the appliance in the heat wrap provided and allow to fully cool down. Continue to keep it out of the reach of children as it will remain hot for several minutes.

HEAT PROTECTION GLOVE

IMPORTANT! A universal heat protection glove has been supplied to help protect the hand from temporary contact with the barrel when wrapping the hair around the appliance. Please note the heat protective glove is only designed to give initial contact protection. Discomfort will be caused with prolonged contact with the hot surface.

LOOKING AFTER YOUR NANO TITANIUM™ PRIMA3100™ SLIM

- In order for your styler to retain its top performance it is important to make sure there is no product build up on the plates. This will ensure the plates always glide smoothly through the hair. When the styler is completely cool and unplugged, use a damp cloth over the surface of the plates to wipe away any styling product. Ensure the appliance is fully dry before use.
- Keep the power cord away from the hot plates at all times.
- Before storing away, always allow the plates to cool down and place in the heat mat provided for extra protection.
- To prevent cord damage, do not wrap the cord around the styler – always store the cord next to it.

UK GUARANTEE

The Conair Group Ltd, Unit 3, Waterfront Business Park, Fleet, GU51 3TW

This BaByliss PRO appliance is guaranteed for professional use for 1 year and is only valid within the United Kingdom.

Exclusions

This guarantee will no longer be valid meaning that The Conair Group Ltd will not be liable to repair or replace your product where:

- 1.) The appliance has been used on a voltage supply other than that which is marked on the product, or advised within this instruction booklet
- 2.) The appliance has been purchased from an unauthorised stockist*
- 3.) Repairs or alterations have been attempted by unauthorised persons
- 4.) The failure of the appliance is a direct result of misuse
- 5.) The failure is a result of not following the instructions for use

This guarantee does not cover any cosmetic damage due to misuse of the product nor any damage to persons or property that occurs because of product misuse.

*unauthorised stockists include, but are not limited to online auction sites, private sellers and those selling second hand goods, refurbished products etc.

Please contact the Conair Customer Care Line on 03705 133 191 (09:00 to 17:00 Monday to Friday) or e-mail ukinfo@conair.com for further information on authorised stockists.

It is important to retain your proof of purchase. We recommend attaching your receipt to this page.

Even where a refund may be applicable, no refund will be provided without a valid receipt or proof of purchase, we will only be able to offer a repair or replacement service. Please note this does not apply if the product was purchased directly from The Conair Group Ltd.

Guarantees on replacement products run from the original purchase date or date of delivery, whichever is later, and not from the date of replacement.

This guarantee is an additional benefit and does not affect your statutory rights as a consumer. If you have any queries regarding this guarantee please contact the Conair Customer Care Line on 03705 133 191 (09:00 to 17:00 Monday to Friday) or e-mail ukinfo@conair.com.

UK AFTER SALES SERVICE

For further advice on using the appliance or should you need to return your product, please contact the Conair Customer Care Line on 03705 133 191 (09:00 to 17:00 Monday to Friday) or e-mail your enquiry to ukinfo@conair.com.

Return address:


Customer Care Centre
Conair Logistics
Unit 4, Revolution Park
Buckshaw Avenue
Buckshaw Village
Chorley
PR7 7DW

Please enclose your returns number, name and address details, together with a copy of proof of purchase and details of the fault.

Please note this Instruction Booklet is not the guarantee.

SAFE DISPOSAL



The  symbol on the product or on its packaging indicates that this product may not be treated as household waste. Instead it should be handed to an appropriate collection point for the recycling of Electrical and Electronic equipment. By ensuring this product is disposed of correctly, you will help prevent potential negative consequences for the environment and human health, which could otherwise be caused by inappropriate waste handling of this product. For more detailed information about the recycling of this product, please contact your local council office or your household waste disposal service.

BaByliss

EU DECLARATION OF CONFORMITY DECLARATION UE DE CONFORMITÉ

This declaration of conformity is issued under the sole responsibility of the manufacturer
La présente déclaration de conformité est établie sous la seule responsabilité du fabricant soussigné

Type of product / Type de produit	: Straightener / Fer à lisser
Type number / Numéro de type	: C168b
Trademark / Marque	: BaByliss / BaByliss PRO / Conair / CPL
With following characteristics Avec les caractéristiques suivantes	: 230V~ 50Hz 40W
Country of origin / Pays d'origine	: China

The object of the declaration described above is in conformity with the relevant Union harmonisation legislation:
L'objet de la déclaration décrit ci-dessus est conforme à la législation d'harmonisation de l'Union applicable:

2014/35/EU	Low Voltage Directive / Directive basse tension
2014/30/EU	ElectroMagnetic Compatibility Directive / Directive concernant la compatibilité électromagnétique
2015/863/EC	RoHS Directive / Directive RoHS
2009/125/EC	Ecodesign Directives implemented by the Commission Regulations (EC) No. 1275/2008 amended by (EU) No. 801/2013 and (EC) No. 278/2009 (where applicable) / Directive relative à l'écoconception mise en œuvre par les règlements de la Commission (CE) No. 1275/2008 modifiée par (UE) No. 801/2013 et (CE) No. 278/2009 (le cas échéant)

In accordance with the following standards:
En accord avec les normes suivantes:

LVD	EN 60335-1	2012	A11: 2014; AC: 2014; A13: 2017
	EN 60335-2-23	2003	A1: 2008; A11: 2010; A2: 2015
(including EMF / y compris EMF)	EN 62233	2008	
Ecodesign	EN 50564	2011	
EMC	EN 55014-1	2017	
	EN 55014-2	2015	
	EN 61000-3-2	2014	
	EN 61000-3-3	2013	

CE mark first affixed / Date de 1^{re} apposition du marquage CE: 08/2019

Signed by and on behalf of / Signé par et au nom de:
BABYLISS FACO S.P.R.L. (authorised by / autorisé par BABYLISS S.A.R.L. and / et Conair Group Ltd)
Avenue de l'Indépendance 25
B-4020 Wandre, Belgium

The Engineering Manager
Frederic Gilsoul

Signature:
Date:
Place: Wandre



